



- Dim to warm enables exceptionally smooth temperature transition, synchronized with dimming, to create a soft and cozy vibe
- Direct dimming with PWM output type driver, simple and convenient wiring
- CRI90+
- 5 year warranty
- IP20 stocked, IP65 available via special order
- Output range 314 to 330 Lm/ft @ 3000K

Create a complete assembled solution.

Project Name _____

Fixture Type _____ Phase _____

Specifier _____ Date _____

SKU _____ SKU _____

SKU _____ SKU _____

PERFORMANCE

SKU	IP	CCT	L/ft (@3000K)	EFFICACY (L/w)	LED/M
NF-DTW-I-252-24V	IP20	3000K > 1800K	330	73	252
NF/SP-DTW-O-252-24V	IP65	3000K > 1800K	314	69	252

Output can vary +/- 10%

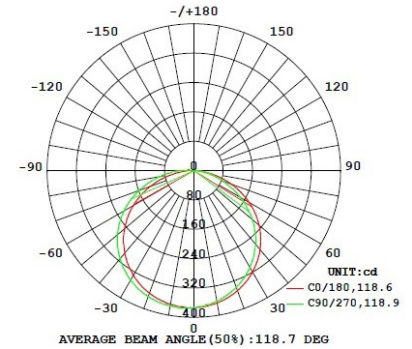
ELECTRICAL

Power	4.57 w/ft
Voltage	24 VDC
Wire Size	18 AWG, 2-wires
Lead	2" min.
Jumper	3" min.
Control	PWM dimming

PHYSICAL

Ambient Temp	-4° to 113°F
Environment	IP20 and IP65
Mounting	Nova profiles, or no profile using tape backing
Cut Length	2.19"
Min. Bend Diameter	1.6"
Max Run	16.4'
Strip Dimensions	IP20: .47" W x .04" H IP65: .57" W x .16" H

LIGHT DIST (3000K)



CRI/R9 at 3000K >90 / 85

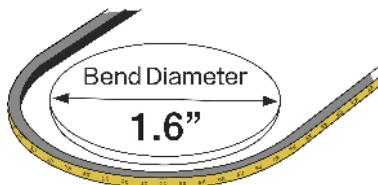
Rf/Rg at 3000K 94 / 104

Beam Angle

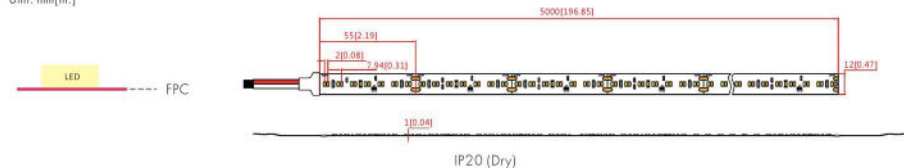


QUALITY ASSURANCE

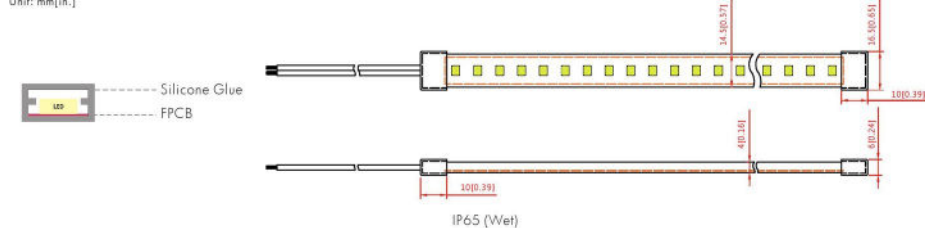
CCT Binning	3-step MacAdam
Warranty	5 Years
Lumen Maintenance	50,000 hrs
Certifications	cULus Listed RoHS Compliant



Unit: mm[in.]




Unit: mm[in.]



	Product Image	Product Code	Color	Lens Options	Dimensions	Downloads
Angled		Angled 3030 - CR NF-CH-3030-C/CLEAR/ CR-2M NF-CH-3030-C/SOFT/ CR-2M	Silver White* Black*	CL SF		SPEC SHEET
		Angled 3030 - SQ NF-CH-3030-C/CLEAR/ SQ-2M NF-CH-3030-C/SOFT/ SQ-2M	Silver White* Black*	CL SF		SPEC SHEET
Bendable		Bendable 3916 NF-CH-3916-2M	Silver White* Black*	CL SF	 Height with Lens 0.69"	SPEC SHEET
Recessed		Recessed 4540 NF-CH-4540-2M	Silver White* Black*	SF BK*		SPEC SHEET
Universal		Universal 3560 Recessed/Suspended/Surface Connectors: T /X/UL-in/L-out NF-CH-3560-2M	Black White Silver*	SF SL		SPEC SHEET
Suspended		Suspended 3030 RN NF-CH-3030-RN-2M	Silver White* Black*	SF		SPEC SHEET
Surface		Surface 3525 NF-CH-3525-2M	Silver White* Black*	CL		SPEC SHEET

Nova Channels w/ no dotting, soft lens, IP20

Angled	3030 SQ/CR	0
Bendable	3916	0
Recessed	4540	0
Universal	3560	0
Suspended	3030 RN	0
Surface	3525	0









	Product Image	Product Code	Color	Lens Options	Dimensions	Downloads
Angled		Angled 1919U NF-CH-1919U-2M	Silver White* Black*	SF		SPEC SHEET
Mud-In		Mud-In 6214 NF-CH-6214-2M	Silver White* Black*	SF	 Height with Lens 0.58"	SPEC SHEET
		Mud-In 8570 NF/SP-CH-8750-2M-WT	White*	SF		SPEC SHEET
Recessed		Recessed 6017 NF-CH-6017-2M	Silver White* Black*	SF	 Height with Lens 0.69"	SPEC SHEET
Universal		Universal 2217 Magnetic/Suspended/Surface NF-CH-2217-2M	Silver White* Black*	CL SF BK*		SPEC SHEET
Surface		Surface 1813 NF-CH-1813-2M	Silver White* Black	SF	 Height with Lens 0.5"	SPEC SHEET
		Surface 1707 NF-CH-1707-2M	Silver White* Black	SF	 Height with Lens 0.3"	SPEC SHEET
		Surface 4517 NF-CH-4517-2M	Silver White* Black*	SF	 Height with Lens 0.70"	SPEC SHEET










Nova Channels w/ some dotting, soft lens, IP20


Angled	1919U	1
Mud-In	6214	1
	8570*	1
Recessed	6017	1
Universal	2217	1
Surface	1707	1
	1813	1
	4517	1



	Product Image	Product Code	Wattage	Current/Voltag	Safety	Downloads
Universal Dim / Non-Dim		NF-PS-UNV-30W-24V Dim 0-10V, MLV, ELV TRIAC View spec sheet for all options	30W	Output Current: 1.25A Input Voltage: 100-277 VAC	UL8750 Class 2 Type HL FCC	SPEC SHEET
		NF-PS-UNV-60W-24V Dim 0-10V, MLV, ELV TRIAC View spec sheet for all options	60W	Output Current: 2.5A Input Voltage: 100-277 VAC	UL8750 Class 2 Type HL FCC	SPEC SHEET
		NF-PS-UNV-80W-24V Dim 0-10V, MLV, ELV TRIAC View spec sheet for all options	80W	Output Current: 3.33A Input Voltage: 100-277 VAC	UL8750 Class 2 Type HL FCC	SPEC SHEET
		NF-PS-UNV-96W-24V Dim 0-10V, MLV, ELV TRIAC View spec sheet for all options	96W	Output Current: 4A Input Voltage: 100-277 VAC	UL8750 Class 2 Type HL FCC	SPEC SHEET
		NF-PS-UNV-288W-24V Dim 0-10V, MLV, ELV TRIAC View spec sheet for all options	288W	Output Current: 3x4A Input Voltage: 100-277 VAC	UL8750 Class 2 Type HL FCC	SPEC SHEET
		NF-PS-UNV-384W-24V Dim 0-10V, MLV, ELV TRIAC View spec sheet for all options	384W	Output Current: 4x4A Input Voltage: 100-277 VAC	UL8750 Class 2 Type HL FCC	SPEC SHEET
0 - 10V Dim Only		NF-PS-MAXX-30W-24V-0/10V	30W	Output Current: 1.25A Input Voltage: 100-277 VAC	UL8750 Class 2 Type HL FCC	SPEC SHEET
		NF-PS-MAXX-288W-24V-0/10V	288W	Output Current: 20A Input Voltage: 100-277 VAC	UL 7850 UL1310	SPEC SHEET
Lutron		NF-PS-L3DA-40W-24V-KL Lutron Hi-Lume 1% EcoSystem/3-Wire 24V	40W	Output Current: 3.3A Input Voltage: 120-277 VAC	UL8750 Class 2 Type TL	SPEC SHEET

	Product Image	Product Code	Details	Downloads
S3i Series		S3i Glass Touch-Panel NF-S3i-TP-D	Required to Pair: S3i-WR-1009 Zones: 4 Power Consumption: 200ma Dimming Function: 0 - 100%	SPEC SHEET
		S3i Hand-Held Remote NF-S3i-WC-D	Required to Pair: S3i-WR-1009 Zones: 6 Dimming Function: 0 - 100% Battery Operated: 3 AAA	SPEC SHEET
		S3i Push Button Wall Mount NF-S3i-PB-D	Required to Pair: S3i-WR-1009 Zones: 1 Dimming Function: 0 - 100% Battery Operated: 3V (CR2025)	SPEC SHEET
		S3i Wireless Receiver All controls above require this product NF-S3i-WR-1009	Output Power: 240 - 720w Output Current: 4 CH. 5A/CH Input: 12 - 36V DC Dimming: 0 - 100% Can pair with NF-A-UNV	SPEC SHEET
Other		DMX Decoder NF/SP-DMX-5A-4CH	Input Voltage: 12 - 24V DC Max Output Power: 480W Max Load Current: 20A (5A/4CH) Short Circuit / Over Load Recover Auto Control Method: DMX512 RJ45	SPEC SHEET
Amplifier		Universal Amplifier NF-A-UNV	Input Voltage: 12 - 36V DC Input Signal: PWM Max Load Current: 20A (5A/4CH) Max Output Power: 240 - 720W	SPEC SHEET

Product Image	Product Code	Dimensions
	Hardwire to Female Quick Connect Adapter NF-C-F	Available Lengths: 6in, 1ft, 2ft, 3ft, 4ft, 5ft, 6ft, & 10ft
	Hardwire to Male Quick Connect Adapter NF-C-M	Available Lengths: 6in, 1ft, 2ft, 3ft, 4ft, 5ft, 6ft, 8ft & 10ft
	Male to Female Quick Connect Adapter NF-C-MF	Available Lengths: 3ft, 6ft & 10ft
	Y Cable 2 Male, 1 Female NF-C-Y	Total Length: 20.00 in
	Y Cable 4 Male, 1 Female NF-C-Y-4Y	Total Length: 20.00 in
	Y Cable 8 Male, 1 Female NF-C-Y-8Y	Total Length: 17.25 in
	Female Quick Connect to Hardwire Adapter NF-C-F/HW	1.5 x 0.5 x 0.5 in
	Male Quick Connect to Hardwire Adapter NF-C-M/HW	1.5 x 0.5 x 0.5 in
	Universal Adjustable Clip NF-CH-UNV-CLIPS/ADJ	1.13 x 1.00 in

FOR MORE
INFORMATION
CLICK HERE 

[RESOURCES](#)

[WHY NOVAFLEX](#)

[ADDITIONAL PRODUCT OPTIONS](#)