




RESOURCE - 120V TOP BEND CHANNEL

120V TOP BEND



COMPATIBLE CHANNELS

Image	SKU / Description	Dimensions	Mounting
	NF/SP-CH-NEON-120V-TB-1M Silver Rigid Aluminum Profile	Width: 0.97" (base) Width: 1.16" (includes top flanges) Height: 0.44" Length: 1 meter	1 screw every 18" (channel has pre-drilled holes) We recommend the use of this profile with the thin white aluminum overlay clips for outdoor installations 2 or more feet from the ground/floor and for all ceiling installations where neon faces down. The clips snap over the neon, into the grooves, on the side of the channel. The top-bend neon can be pressed into the profile, using even pressure, working from one end to the other. Please note, the neon body and the end caps will fit in this profile.
	NF/SP-CH-NEON-120V-TB-CLIP Clear PC Clip	Width: 1.69" (includes flanges for screws) Height: 0.59" Length: 0.57"	1 clip every 18" over front of neon (2 screws/clip, 2 clips/pack)
	NF/SP-CH-NEON-120V-TB-BRACKET Silver Aluminum Clip	Width: 0.83" Height: 0.59" Length: 1.19"	1 clip every 18" mounts behind neon (1 screw/clip, 2 clips/pack)

For all ceiling installations, we recommend either the bendable serrated profile or the rigid aluminium profile.

Nova Flex retains the right to modify the design of our products at any time as part of the company's continual product improvement program

PROJECT

FIXTURE

PHASE

DATE

Rev: Dec.19.24.03:23

800.595.6302

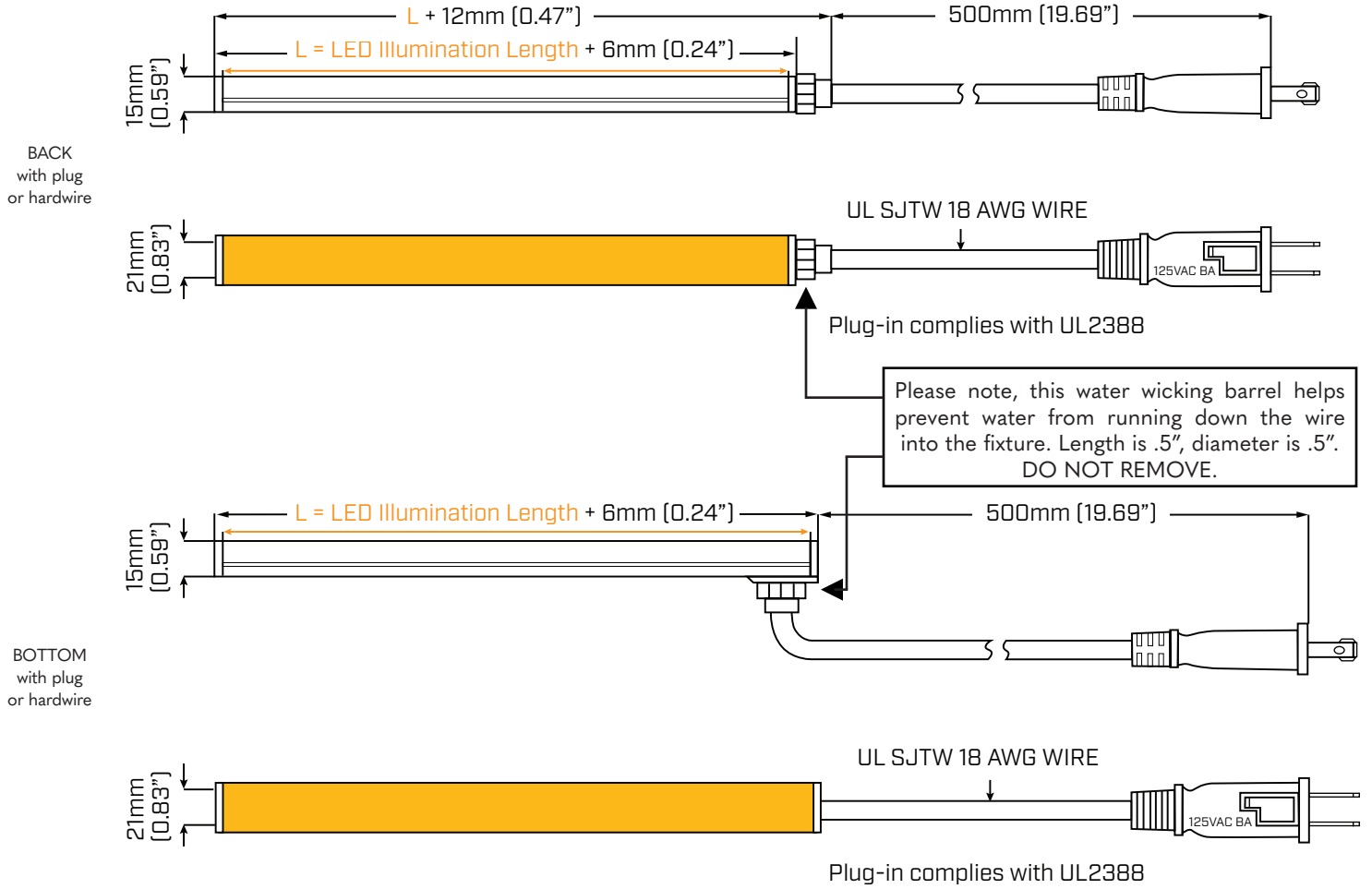
novaflexled.com

RESOURCE - 120V TOP BEND LEAD OPTIONS



120V TOP BEND

INJECTION MOLDED LEAD OPTIONS



Nova Flex retains the right to modify the design of our products at any time as part of the company's continual product improvement program

PROJECT

FIXTURE

PHASE

DATE

Rev: Dec.19.24.03:23

800.595.6302

novaflexled.com