

COMPATIBILITY - POWER AND CONTROL

NFDS TWH



Product Image	Product Code	Dimensions and Description	Compatible								
	<table border="1"> <tr> <td>Series</td> <td>Wattage</td> <td>Voltage</td> <td>Type</td> </tr> <tr> <td>NF-PS</td> <td>35W</td> <td>24V</td> <td>HW</td> </tr> </table> <p>35W Non-DIM Driver (Static)</p>	Series	Wattage	Voltage	Type	NF-PS	35W	24V	HW	Output Current: 1.5A Input Voltage: 90 - 246 VAC UL8750, Class 2, Type HL, FCC	
Series	Wattage	Voltage	Type								
NF-PS	35W	24V	HW								
	<table border="1"> <tr> <td>Series</td> <td>Wattage</td> <td>Voltage</td> <td>Type</td> </tr> <tr> <td>NF-PS</td> <td>60W</td> <td>24V</td> <td>HW</td> </tr> </table> <p>60W Non-DIM Driver (Static)</p>	Series	Wattage	Voltage	Type	NF-PS	60W	24V	HW	Output Current: 2.5A Input Voltage: 90 - 246 VAC UL8750, Class 2, Type HL, FCC	
Series	Wattage	Voltage	Type								
NF-PS	60W	24V	HW								
	<table border="1"> <tr> <td>Series</td> <td>Wattage</td> <td>Voltage</td> </tr> <tr> <td>NF-PS</td> <td>96W</td> <td>24V</td> </tr> </table> <p>96W Non-DIM Driver (Static)</p>	Series	Wattage	Voltage	NF-PS	96W	24V	Output Current: 4100 mA Max Input Voltage: 120 - 277 VAC UL8750, Class 2, Type HL, FCC			
Series	Wattage	Voltage									
NF-PS	96W	24V									
	<table border="1"> <tr> <td>Series</td> <td>Type</td> <td>Application</td> </tr> <tr> <td>NF</td> <td>A</td> <td>UNV</td> </tr> </table> <p>Universal Amplifier (Dynamic)</p>	Series	Type	Application	NF	A	UNV	Input Voltage: 12 - 36V DC Input Signal: PWM Max Load Current: 20A (5A/4CH) Max Output Power: 240 - 720W			
Series	Type	Application									
NF	A	UNV									
	<table border="1"> <tr> <td>Series</td> <td>Type</td> <td>Wattage</td> <td>Voltage</td> </tr> <tr> <td>NF-PS</td> <td>L3DA</td> <td>40W</td> <td>24V-KL</td> </tr> </table> <p>40W Lutron (Dynamic)</p>	Series	Type	Wattage	Voltage	NF-PS	L3DA	40W	24V-KL	Output Current: 3.3A Input Voltage: 120-277 VAC UL8750, Class 2, Type TL	
Series	Type	Wattage	Voltage								
NF-PS	L3DA	40W	24V-KL								
	<table border="1"> <tr> <td>Series</td> <td>Type</td> <td>Wattage</td> <td>Voltage</td> </tr> <tr> <td>NF-PS</td> <td>L3DO</td> <td>96W</td> <td>24V</td> </tr> </table> <p>96W Lutron (Dynamic)</p>	Series	Type	Wattage	Voltage	NF-PS	L3DO	96W	24V	Output Current: 4.0A Input Voltage: 120-277VAC UL8750, CSA250.13-14, Class 2	
Series	Type	Wattage	Voltage								
NF-PS	L3DO	96W	24V								
	<table border="1"> <tr> <td>Series</td> <td>Type</td> <td>Wattage</td> <td>Voltage</td> </tr> <tr> <td>NF</td> <td>WC</td> <td>MINI</td> <td>DRGB</td> </tr> </table> <p>Mini DRGB Dimmer (Dynamic)</p>	Series	Type	Wattage	Voltage	NF	WC	MINI	DRGB	Output: SPI Zones: 1 Dimming Function: 0 - 100% Battery Operated: 3V (CR2032)	
Series	Type	Wattage	Voltage								
NF	WC	MINI	DRGB								
	<table border="1"> <tr> <td>Series</td> <td>Type</td> <td>Wattage</td> <td>Voltage</td> </tr> <tr> <td>NF-PS</td> <td>MAXX</td> <td>30W</td> <td>24V-0/10V</td> </tr> </table> <p>30W DIM Driver (Dynamic)</p>	Series	Type	Wattage	Voltage	NF-PS	MAXX	30W	24V-0/10V	Output Current: 1.25A Input Voltage: 100-277 VAC UL8750, Class 2, Type HL, FCC	
Series	Type	Wattage	Voltage								
NF-PS	MAXX	30W	24V-0/10V								
	<table border="1"> <tr> <td>Series</td> <td>Wattage</td> <td>Voltage</td> </tr> <tr> <td>NF-PS</td> <td>96W</td> <td>24V-0/10V</td> </tr> </table> <p>96W DIM Driver (Dynamic)</p>	Series	Wattage	Voltage	NF-PS	96W	24V-0/10V	Output Current: 20A Input Voltage: 100-277 VAC UL 7850, UL1310			
Series	Wattage	Voltage									
NF-PS	96W	24V-0/10V									
	<table border="1"> <tr> <td>Series</td> <td>Type</td> <td>Wattage</td> <td>Voltage</td> </tr> <tr> <td>NF-PS</td> <td>MAXX</td> <td>288W</td> <td>24V-0/10V</td> </tr> </table> <p>288W DIM Driver (Dynamic)</p>	Series	Type	Wattage	Voltage	NF-PS	MAXX	288W	24V-0/10V	Output Current: 0.96A Max Input Voltage: 120-277 VAC UL8750, Class 2	
Series	Type	Wattage	Voltage								
NF-PS	MAXX	288W	24V-0/10V								

Nova Flex retains the right to modify the design of our products at any time as part of the company's continual product improvement program

PROJECT

FIXTURE

PHASE

DATE

Rev: Jan.11.24.10:49
















800.595.6302

novaflexled.com

COMPATIBILITY - POWER AND CONTROL

NFDS TWH



Product Image	Product Code	Dimensions and Description	Compatible								
	<table border="1"> <tr> <td>Series</td> <td>Type</td> <td>Wattage</td> <td>Type</td> </tr> <tr> <td>NF</td> <td>S3i</td> <td>WR</td> <td>1009</td> </tr> </table> <p>S3i Wireless Receiver (Dynamic)</p>	Series	Type	Wattage	Type	NF	S3i	WR	1009	Output Power: 240 - 720w Output Current: 4 CH. 5A/CH Input: 12 - 36V DC Dimming: 0 - 100% Can pair with NF-A-UNV	
Series	Type	Wattage	Type								
NF	S3i	WR	1009								
	<table border="1"> <tr> <td>Series</td> <td>Series</td> <td>Type</td> <td>Type</td> </tr> <tr> <td>NF</td> <td>S3i</td> <td>PB</td> <td>RGB/W</td> </tr> </table> <p>S3i Push Controller - RGB/W (Dynamic)</p>	Series	Series	Type	Type	NF	S3i	PB	RGB/W	Required to Pair: S3i-WR-1009 Zones: 1 Dimming Function: 0 - 100% and RGBW Color Battery Operated: 3V (CR2025)	
Series	Series	Type	Type								
NF	S3i	PB	RGB/W								
	<table border="1"> <tr> <td>Series</td> <td>Wattage</td> <td>Voltage</td> <td>Type</td> </tr> <tr> <td>NF</td> <td>S3i</td> <td>PB</td> <td>AS</td> </tr> </table> <p>S3i Push Controller - Adjustable (Dynamic)</p>	Series	Wattage	Voltage	Type	NF	S3i	PB	AS	Required to Pair: S3i-WR-1009 Zones: 1 Dimming Function: 0 - 100% and Kelvin Temp Battery Operated: 3V (CR2025)	
Series	Wattage	Voltage	Type								
NF	S3i	PB	AS								
	<table border="1"> <tr> <td>Series</td> <td>Wattage</td> <td>Voltage</td> <td>Type</td> </tr> <tr> <td>NF</td> <td>S3i</td> <td>PB</td> <td>D</td> </tr> </table> <p>S3i Push Controller - Static DIM (Dynamic)</p>	Series	Wattage	Voltage	Type	NF	S3i	PB	D	Required to Pair: S3i-WR-1009 Zones: 1 Dimming Function: 0 - 100% Battery Operated: 3V (CR2025)	
Series	Wattage	Voltage	Type								
NF	S3i	PB	D								
	<table border="1"> <tr> <td>Series</td> <td>Wattage</td> <td>Voltage</td> <td>Type</td> </tr> <tr> <td>NF</td> <td>S3i</td> <td>WC</td> <td>RGB/W</td> </tr> </table> <p>S3i Handheld Controller - RGB/W (Dynamic)</p>	Series	Wattage	Voltage	Type	NF	S3i	WC	RGB/W	Required to Pair: S3i-WR-1009 Zones: 6 Dimming Function: 0 - 100% and RGBW Color Battery Operated: 3 AAA	
Series	Wattage	Voltage	Type								
NF	S3i	WC	RGB/W								
	<table border="1"> <tr> <td>Series</td> <td>Type</td> <td>Wattage</td> <td>Voltage</td> </tr> <tr> <td>NF</td> <td>S3i</td> <td>WC</td> <td>AS</td> </tr> </table> <p>S3i Handheld Controller - Adjustable (Dynamic)</p>	Series	Type	Wattage	Voltage	NF	S3i	WC	AS	Required to Pair: S3i-WR-1009 Zones: 6 Dimming Function: 0 - 100% and Kelvin Temp Battery Operated: 3 AAA	
Series	Type	Wattage	Voltage								
NF	S3i	WC	AS								
	<table border="1"> <tr> <td>Series</td> <td>Type</td> <td>Wattage</td> <td>Voltage</td> </tr> <tr> <td>NF</td> <td>S3i</td> <td>WC</td> <td>D</td> </tr> </table> <p>S3i Handheld Controller - Static DIM (Dynamic)</p>	Series	Type	Wattage	Voltage	NF	S3i	WC	D	Required to Pair: S3i-WR-1009 Zones: 6 Dimming Function: 0 - 100% Battery Operated: 3 AAA	
Series	Type	Wattage	Voltage								
NF	S3i	WC	D								
	<table border="1"> <tr> <td>Series</td> <td>Type</td> <td>Wattage</td> <td>Voltage</td> </tr> <tr> <td>NF</td> <td>S3i</td> <td>TP</td> <td>RGB</td> </tr> </table> <p>S3i Touch Panel - RGB (Dynamic)</p>	Series	Type	Wattage	Voltage	NF	S3i	TP	RGB	Required to Pair: S3i-WR-1009 Zones: 4 Power Consumption: 200 mA Dimming Function: 0 - 100% and RGB Color	
Series	Type	Wattage	Voltage								
NF	S3i	TP	RGB								
	<table border="1"> <tr> <td>Series</td> <td>Type</td> <td>Wattage</td> <td>Voltage</td> </tr> <tr> <td>NF</td> <td>S3i</td> <td>TP</td> <td>RGB/W</td> </tr> </table> <p>S3i Touch Panel - RGB/W (Dynamic)</p>	Series	Type	Wattage	Voltage	NF	S3i	TP	RGB/W	Required to Pair: S3i-WR-1009 Zones: 3 Power Consumption: 20 mA Dimming Function: 0 - 100% and RGBW Color	
Series	Type	Wattage	Voltage								
NF	S3i	TP	RGB/W								
	<table border="1"> <tr> <td>Series</td> <td>Type</td> <td>Wattage</td> <td>Voltage</td> </tr> <tr> <td>NF</td> <td>S3i</td> <td>TP</td> <td>AS</td> </tr> </table> <p>S3i Touch Panel - Adjustable (Dynamic)</p>	Series	Type	Wattage	Voltage	NF	S3i	TP	AS	Required to Pair: S3i-WR-1009 Zones: 3 Power Consumption: 200 mA Dimming Function: 0 - 100% and Kelvin Temp	
Series	Type	Wattage	Voltage								
NF	S3i	TP	AS								
	<table border="1"> <tr> <td>Series</td> <td>Type</td> <td>Wattage</td> <td>Voltage</td> </tr> <tr> <td>NF</td> <td>S3i</td> <td>TP</td> <td>D</td> </tr> </table> <p>S3i Touch Panel - Static Dim (Dynamic)</p>	Series	Type	Wattage	Voltage	NF	S3i	TP	D	Required to Pair: S3i-WR-1009 Zones: 4 Power Consumption: 200 mA Dimming Function: 0 - 100%	
Series	Type	Wattage	Voltage								
NF	S3i	TP	D								

Nova Flex retains the right to modify the design of our products at any time as part of the company's continual product improvement program

PROJECT

FIXTURE

PHASE

DATE

Rev: Jan.11.24.10:49

800.595.6302

novaflexled.com

COMPATIBILITY - POWER AND CONTROL

NFDS TWH



Product Image	Product Code	Dimensions and Description	Compatible								
	<table border="1"> <tr> <td>Series</td> <td>Type</td> <td>Wattage</td> <td>Voltage</td> </tr> <tr> <td>NF</td> <td>DMX</td> <td>5A</td> <td>4CH</td> </tr> </table> <p>Universal DIM Decoder - DMX and/or 0-100 (Dynamic)</p>	Series	Type	Wattage	Voltage	NF	DMX	5A	4CH	<p>Output Current: 5A x 4CH Input Voltage: 12 - 25 VAC</p> <p>UL8750, Class 2, Type HL, FCC</p>	
Series	Type	Wattage	Voltage								
NF	DMX	5A	4CH								
	<table border="1"> <tr> <td>Series</td> <td>Wattage</td> <td>Voltage</td> <td>Type</td> </tr> <tr> <td>NF</td> <td>DMX</td> <td>PIXEL</td> <td>DECODER</td> </tr> </table> <p>DMX to S3i Decoder for Pixel (Dynamic)</p>	Series	Wattage	Voltage	Type	NF	DMX	PIXEL	DECODER	<p>Output Signal: SPI Decoding Channels: 512 Input Voltage: 5 - 24 VAC UR</p>	
Series	Wattage	Voltage	Type								
NF	DMX	PIXEL	DECODER								
	<table border="1"> <tr> <td>Series</td> <td>Type</td> <td>Wattage</td> <td>Voltage</td> </tr> <tr> <td>NF-PS</td> <td>UNV</td> <td>30W</td> <td>24V</td> </tr> </table> <p>Universal DIM Power 30 Watts (Dynamic)</p>	Series	Type	Wattage	Voltage	NF-PS	UNV	30W	24V	<p>Output Current: 0.5 A Input Voltage: 120 - 277 VAC</p> <p>UL8750, Class 2, Type HL, FCC</p>	
Series	Type	Wattage	Voltage								
NF-PS	UNV	30W	24V								
	<table border="1"> <tr> <td>Series</td> <td>Type</td> <td>Wattage</td> <td>Voltage</td> </tr> <tr> <td>NF-PS</td> <td>UNV</td> <td>60W</td> <td>24V</td> </tr> </table> <p>Universal DIM Power 60 Watts (Dynamic)</p>	Series	Type	Wattage	Voltage	NF-PS	UNV	60W	24V	<p>Output Current: 2.5A Input Voltage: 100-277 VAC</p> <p>UL8750, Class 2, Type HL, FCC</p>	
Series	Type	Wattage	Voltage								
NF-PS	UNV	60W	24V								
	<table border="1"> <tr> <td>Series</td> <td>Type</td> <td>Wattage</td> <td>Voltage</td> </tr> <tr> <td>NF-PS</td> <td>UNV</td> <td>80W</td> <td>24V</td> </tr> </table> <p>Universal DIM Power 80 Watts (Dynamic)</p>	Series	Type	Wattage	Voltage	NF-PS	UNV	80W	24V	<p>Output Current: 3.33 A Input Voltage: 100-277 VAC</p> <p>UL8750, Class 2, Type HL, FCC</p>	
Series	Type	Wattage	Voltage								
NF-PS	UNV	80W	24V								
	<table border="1"> <tr> <td>Series</td> <td>Type</td> <td>Wattage</td> <td>Voltage</td> </tr> <tr> <td>NF-PS</td> <td>UNV</td> <td>96W</td> <td>24V</td> </tr> </table> <p>Universal DIM Power 96 Watts (Dynamic)</p>	Series	Type	Wattage	Voltage	NF-PS	UNV	96W	24V	<p>Output Current: 4A Input Voltage: 100-277 VAC</p> <p>UL8750, Class 2, Type HL, FCC</p>	
Series	Type	Wattage	Voltage								
NF-PS	UNV	96W	24V								
	<table border="1"> <tr> <td>Series</td> <td>Type</td> <td>Wattage</td> <td>Voltage</td> </tr> <tr> <td>NF-PS</td> <td>UNV</td> <td>288W</td> <td>24V</td> </tr> </table> <p>Universal DIM Power 288 Watts (Dynamic)</p>	Series	Type	Wattage	Voltage	NF-PS	UNV	288W	24V	<p>Output Current: 3x4A Input Voltage: 100-277 VAC</p> <p>UL8750, Class 2, Type HL, FCC</p>	
Series	Type	Wattage	Voltage								
NF-PS	UNV	288W	24V								
	<table border="1"> <tr> <td>Series</td> <td>Type</td> <td>Wattage</td> <td>Voltage</td> </tr> <tr> <td>NF-PS</td> <td>UNV</td> <td>384W</td> <td>24V</td> </tr> </table> <p>Universal DIM Power 384 Watts (Dynamic)</p>	Series	Type	Wattage	Voltage	NF-PS	UNV	384W	24V	<p>Output Current: 4x4A Input Voltage: 100-277 VAC</p> <p>UL8750, Class 2, Type HL, FCC</p>	
Series	Type	Wattage	Voltage								
NF-PS	UNV	384W	24V								

Nova Flex retains the right to modify the design of our products at any time as part of the company's continual product improvement program

PROJECT

FIXTURE

PHASE

DATE

Rev: Jan.11.24.10:49

800.595.6302

novaflexled.com