

COMPATIBILITY - CHANNEL

NFPS SWH 5.9W | NF-PRO-240



IP RATING

DMP DMP **WET** WET

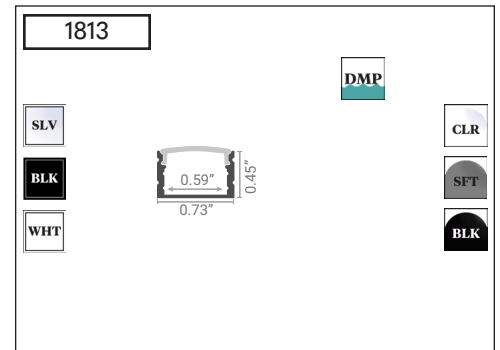
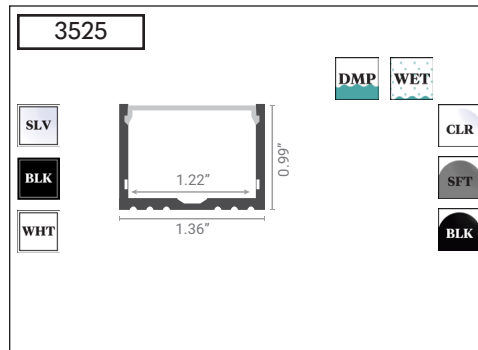
BODY COLOR

SLV Silver **BLK** Black* **WHT** White*

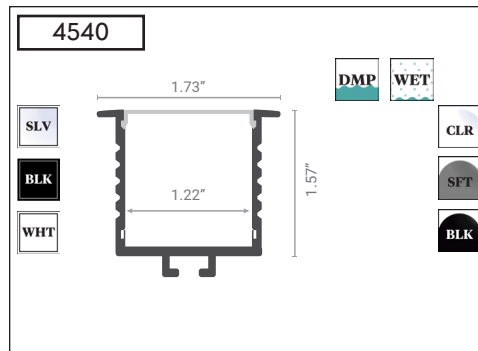
LENS TYPE

CLR Clear **SFT** Soft **BLK** Black **SLD** Solid

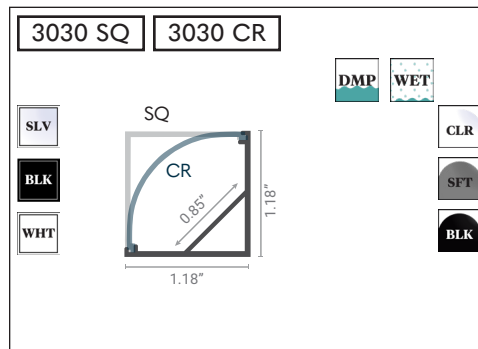
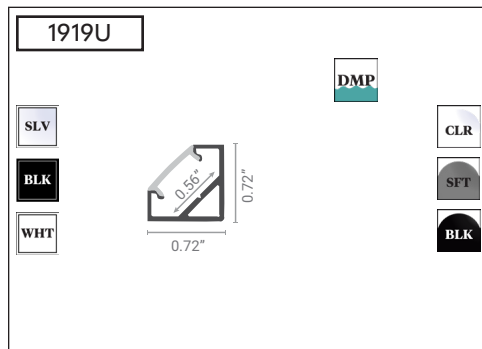
SURFACE



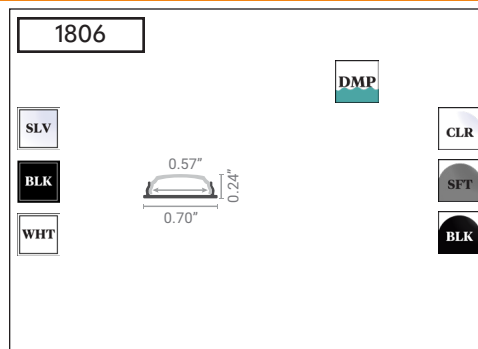
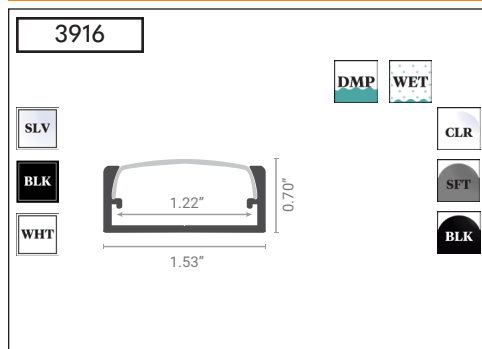
RECESSED



ANGLED



BENDABLE



*Lead time for this configuration is 7-10 weeks

Nova Flex LED LLC retains the right to modify the design of our products at any time as part of the company's continual product improvement program

PROJECT

FIXTURE

PHASE

DATE

Rev: Jan.11.24.10:57

800.595.6302

novaflexled.com

COMPATIBILITY - CHANNEL

NFPS SWH 5.9W | NF-PRO-240



IP RATING

DMP Damp **WET** Wet

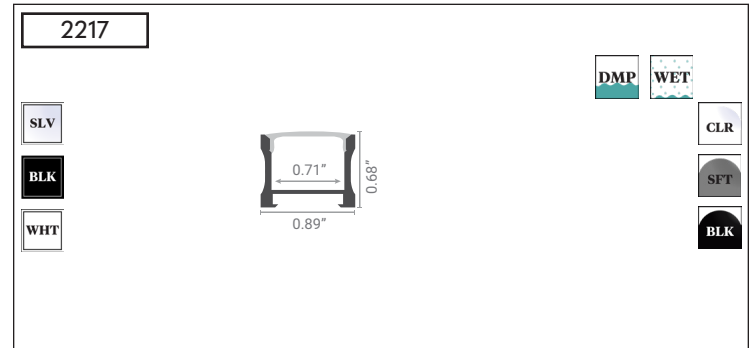
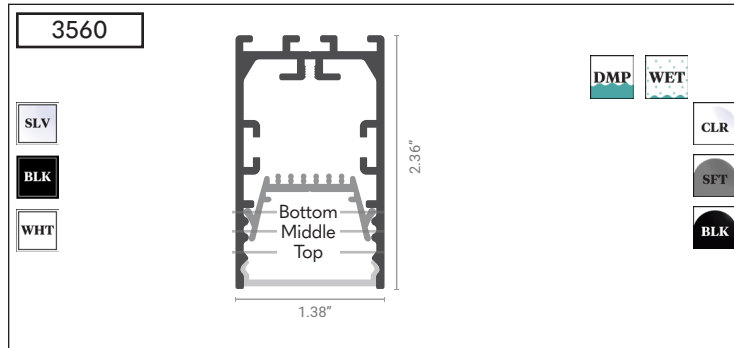
BODY COLOR

SLV Silver **BLK** Black* **WHT** White*

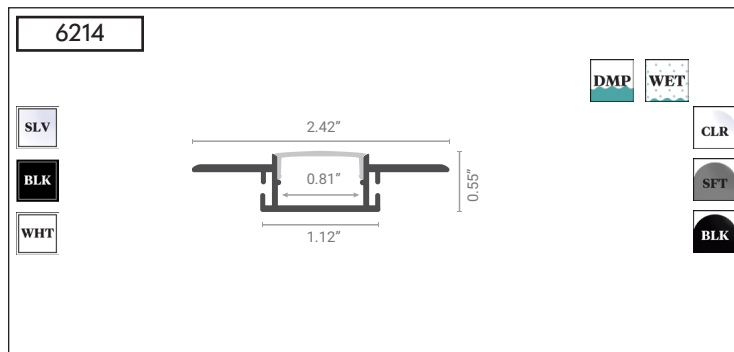
LENS TYPE

CLR Clear **SFT** Soft **BLK** Black **SLD** Solid

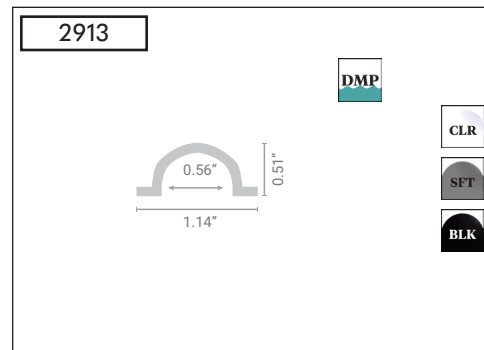
UNIVERSAL



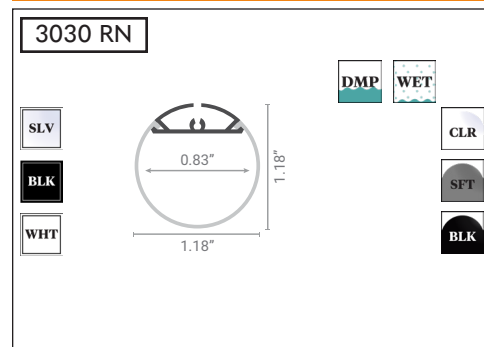
MUD-IN



CHANNELESS



SUSPENDED



*Lead time for this configuration is 7-10 weeks

Nova Flex LED LLC retains the right to modify the design of our products at any time as part of the company's continual product improvement program

PROJECT

FIXTURE

PHASE

DATE

Rev: Jan.11.24.10:57





800.595.6302

novaflexled.com

RESOURCE - CHANNEL LENS DOTTING

NFPS SWH 5.9W | NF-PRO-240



Dotting with soft lens		O - Damp	W - Wet	
Angled	1919U	1	x	0 - No Dotting 
	3030 SQ/CR	0	0	
Bendable	1806	x	x	1 - Slight Dotting 
	3916	1	1	
Mud-In	6214	1	1	2 - Blurred Dotting 
Recessed	2515	x	x	
	4540	0	0	3 - Clear Dotting 
	6017	0	0	
Universal	2217	1	x	X Not Compatible
	3560-B	0	0	
	3560-M	1	1	
Suspended	3030	0	0	
Surface	1707	x	x	
	1813	1	x	
	3525	0	0	
	4517	1	0	
Channel-less	2913	x	2	

Nova Flex retains the right to modify the design of our products at any time as part of the company's continual product improvement program

PROJECT

FIXTURE

PHASE

DATE

Rev: Jan.11.24.10:57

800.595.6302

novaflexled.com