



- Amazing 360-degree LED neon light emits from entire silicone surface
- Enables unique, truly “WOW” neon fixtures
 - See all fixture options after this page
- Five static white color temperature options
- Matte-finish to minimize dust, static
- CRI90+
- **Made to order, 7-9 week lead-time**



PERFORMANCE

SKU	L/ft	EFFICACY (L/W)	POWER (W/ft)	LED/M
NF/SP-NEON-0-360-24V-2200K	233	53.0	4.4	336
NF/SP-NEON-0-360-24V-2700K	251	57.2	4.4	336
NF/SP-NEON-0-360-24V-3000K	257	58.5	4.4	336
NF/SP-NEON-0-360-24V-4000K	250	56.9	4.4	336
NF/SP-NEON-0-360-24V-5700K	277	63.0	4.4	336

ELECTRICAL

Voltage	24V
Wire Size	20 AWG
Lead	8 in/200 mm
Dimming	See compatible controls on page 10

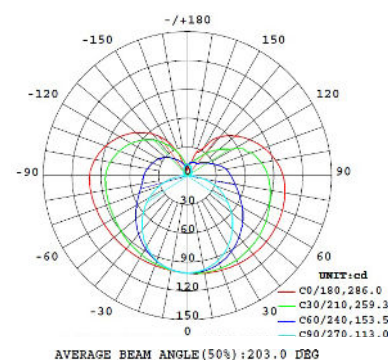
QUALITY ASSURANCE

CCT Binning	SDCM < 3
Warranty	5 years
Certifications	cULus, RoHS, CE
Lumen Maintenance	50,000 Hrs

PHYSICAL

Ambient Temp	13° to 120°F
Environment	Dry
Mounting	Mounting instructions for all fixture types can be found here
Diameter	.91 in
Cut Length	.47 in
Min. Bend Diameter	8.66 in
Max Run	Please see fixture options on following pages for related parameters

LIGHT DISTRIBUTION [3000K]



CRI/R9 | 3000K 98.2 / 91

Rf/Rg @ 3000K 95 / 101

Beam Angle

360°

DOWNLOAD FULL
PHOTOMETRIC DATA HERE

Vertical Ceiling | Suspended

This fixture is suspended from the ceiling using a power over cable suspension wire. The 360 neon is protected by a clear plastic tube that fits over the neon body. The top and bottom fixture endcaps are available in clear plastic, or brushed aluminum.

	NF/SP-NEON-O-360-24V-2200K
	NF/SP-NEON-O-360-24V-2700K
	NF/SP-NEON-O-360-24V-3000K
	NF/SP-NEON-O-360-24V-4000K
	NF/SP-NEON-O-360-24V-5700K
	STATIC WHITE
Cut Marks	.47"
Lead Wire Exit Point	Lead wire is within the power over cable suspension wire and can run out the side or top of the wire's upper endcap that mounts to the ceiling. Customer can decide or adjust this at the install site.
MOQ	20'
Fixture Length (max is 8.2')	
Suspension Wire Length (max is 22')	
Quantity	
Bottom Cap Color (clear plastic or brushed aluminum; see pics at right)	
Top Cap Color (clear plastic or brushed aluminum; see pics at right)	

Note: The diameter of the clear plastic tube that protects the neon is 1.1".

Reference Information

What is your target receipt date?

(Please note this product has a 7-9 week lead-time)

Estimated total footage?


Describing your install location(s) and intention for these fixtures will help your Nova support rep deliver the optimal solution.



Clear plastic bottom cap option
Diameter 1.25", Length 1.18"



Brushed aluminum bottom cap option
Diameter 1.17", Length 1.32"



Clear plastic top cap option
Diameter 1.25", Length 1.6"



Brushed aluminum top cap option
Diameter 1.17", Length 1.6"

Vertical Ceiling | Surface Mount

This fixture is mounted directly to the ceiling. The 360 neon is protected by a clear plastic tube that fits over the neon body. The top fixture endcap is brushed aluminum. The bottom fixture endcap is available in clear plastic, or brushed aluminum.

	NF/SP-NEON-O-360-24V-2200K
	NF/SP-NEON-O-360-24V-2700K
	NF/SP-NEON-O-360-24V-3000K
	NF/SP-NEON-O-360-24V-4000K
	NF/SP-NEON-O-360-24V-5700K
	STATIC WHITE
Cut Marks	.47"
Lead Wire Exit Point	The brushed aluminum cap that mounts the fixture to the ceiling allows for exit through its top/into the ceiling, or through its side. Customer can decide or adjust this at the install site.
MOQ	20'
Fixture Length (max is 8.2')	
Quantity	
Bottom Cap Color (clear plastic or brushed aluminum; see pics at right)	

- Notes:
- The diameter of the brushed aluminum top cap is 1.17", length is 1.6".
 - The diameter of the clear plastic tube that protects the neon is 1.1".

Reference Information

What is your target receipt date?
(Please note this product has a 7-9 week lead-time)

Estimated total footage?

Describing your install location(s) and intention for these fixtures will help your Nova support rep deliver the optimal solution.



Clear plastic bottom cap option
Diameter 1.25", Length 1.18"



Brushed aluminum bottom cap option
Diameter 1.17", Length 1.32"

Horizontal Straight Suspended

This fixture is suspended from the ceiling using two pivoting suspension wires. The 360 neon is protected by a clear plastic tube that fits over the neon body.

	NF/SP-NEON-O-360-24V-2200K
	NF/SP-NEON-O-360-24V-2700K
	NF/SP-NEON-O-360-24V-3000K
	NF/SP-NEON-O-360-24V-4000K
	NF/SP-NEON-O-360-24V-5700K
	STATIC WHITE
Cut Marks	.47"
Lead Wire Exit Point	From one side, either oriented to side/parallel to neon, or upwards/to ceiling [please specify lead wire requirement, referencing image at right]
MOQ	20'
Fixture Length (max is 8.2')	
Suspension Wire Length (no max)	
Quantity	

Note: The diameter of the clear plastic tube that protects the neon is 1.1".

Reference Information

What is your target receipt date?
(Please note this product has a 7-9 week lead-time)

Estimated total footage?

Describing your install location(s) and intention for these fixtures will help your Nova support rep deliver the optimal solution.



Surface Mount

This fixture is surface mounted to walls or ceilings using clear plastic overlay clips for curves and shapes (see image below), and with clear plastic overlay channel for straights (see image below).

	NF/SP-NEON-O-360-24V-2200K
	NF/SP-NEON-O-360-24V-2700K
	NF/SP-NEON-O-360-24V-3000K
	NF/SP-NEON-O-360-24V-4000K
	NF/SP-NEON-O-360-24V-5700K
	STATIC WHITE
Cut Marks	.47"
Lead Wire Exit Point	From one side, either oriented to side/parallel to neon, or to back/towards wall (please specify lead wire requirement, referencing image at right)
MOQ	20'
Fixture Length (max is 16.4')	
Quantity	



Reference Information

What is your target receipt date?
(Please note this product has a 7-9 week lead-time)

Estimated total footage?


Describing your install location(s) and intention for these fixtures will help your Nova support rep deliver the optimal solution.

Please supply your Nova Flex Quotes Team rep with a drawing, so we can accurately customize, and provide proper qty of clear plastic overlay clips and lengths of clear plastic overlay channel.

You'll be supplied with clear plastic overlay channel for the straights, and 4 clear plastic overlay mounting clips per 3.28' to accomplish desired shapes. If more clips are req'd to achieve your design, Nova Flex does keep "extras" in stock, part # NF/SP-CH-NEON-360-SM-25MM



Clear clip
.98" L, 1.88 " W, 1.06" H



Clear channel
3.28' L (cut to length in field),
1.88 " W, 1.06" H

Arch Ceiling | Surface

Each end of this fixture is mounted directly to the ceiling surface, creating a curve/arch. The endcaps that attach to the ceiling are brushed aluminum.

	NF/SP-NEON-O-360-24V-2200K
	NF/SP-NEON-O-360-24V-2700K
	NF/SP-NEON-O-360-24V-3000K
	NF/SP-NEON-O-360-24V-4000K
	NF/SP-NEON-O-360-24V-5700K
	STATIC WHITE
Cut Marks	.47"
Lead Wire Exit Point	The brushed aluminum cap that mounts the fixture to the ceiling allows for exit through its top/into the ceiling, or through its side. Customer can decide or adjust this at the install site.
MOQ	20'
Length (min is 3.25', max is 16.4', see reference table below)	
Quantity	



Note: The dimensions of the brushed aluminum ceiling mount caps are diameter 1.17", Length 1.6".

Reference Information

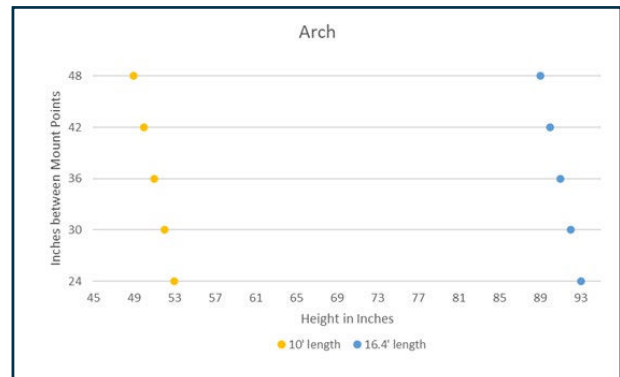
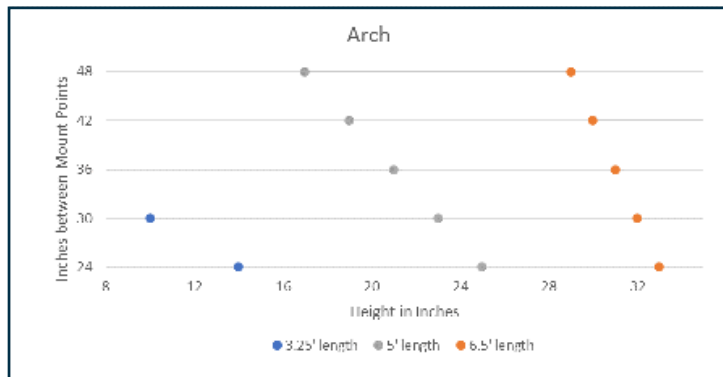
What is your target receipt date?

(Please note this product has a 7-9 week lead-time)

Estimated total footage?

Describing your install location(s) and intention for these fixtures will help your Nova support rep deliver the optimal solution.

The graphs below show approximate correlation between total neon length and height of arch



Circular Suspended | Horizontal

This circular fixture is oriented horizontally, and suspended from the ceiling, using one power over cable suspension wire, along with our standard, pivoting suspension wires. The lead wire exits through one of the three brushed aluminum splicing rings on the circular fixture. The 360 neon is protected by a curved clear plastic tube that fits over the neon body.

	NF/SP-NEON-O-360-24V-2200K
	NF/SP-NEON-O-360-24V-2700K
	NF/SP-NEON-O-360-24V-3000K
	NF/SP-NEON-O-360-24V-4000K
	NF/SP-NEON-O-360-24V-5700K
	STATIC WHITE
Cut Marks	.47"
Lead Wire Exit Point	Lead wire is within the power over cable suspension wire and can run out the side or top of the wire's upper endcap that mounts to the ceiling. Customer can decide or adjust this at the install site.
MOQ	20'
Fixture Diameter (min is 1.97', max is 2.95', see reference table below)	
Suspension Wire Length (max 11')	
Quantity	



Reference Information

What is your target receipt date?
(Please note this product has a 7-9 week lead-time)

Estimated total footage?

Describing your install location(s) and intention for these fixtures will help your Nova support rep deliver the optimal solution.

Table belows shows approximate correlation between desired diameter of circle and required length of neon

Approximate Diameter	# of Suspension Wires	Closest Cut Length (Circumference)	
		Static White	Static Color
1.97' (min)	3	75.20"	75.44"
2.95'	3	113.27"	113.16"

Circular Suspended | Vertical

This 11.81” diameter circular fixture is oriented vertically, and suspended from the ceiling with one power over cable suspension wire. This suspension wire exits from the top center of the circular fixture through a brushed aluminum splicing ring.

	NF/SP-NEON-O-360-24V-2200K
	NF/SP-NEON-O-360-24V-2700K
	NF/SP-NEON-O-360-24V-3000K
	NF/SP-NEON-O-360-24V-4000K
	NF/SP-NEON-O-360-24V-5700K
	STATIC WHITE
Cut Marks	.47"
Lead Wire Exit Point	Lead wire is within suspension wire and can run out the side or top of the wire's upper endcap that mounts to the ceiling. Customer can decide or adjust this at the install site.
MOQ	20 fixtures (20 x 11.81" diameter/fixture)
Fixture Diameter is 11.81"; see reference table below	
Suspension Wire Length (max 17')	
Quantity	



Reference Information

What is your target receipt date?

(Please note this product has a 7-9 week lead-time)






Estimated total footage?









Describing your install location(s) and intention for these fixtures will help your Nova support rep deliver the optimal solution.

Table belows shows approximate correlation between desired diameter of circle and required length of neon

Approximate Diameter	# of Suspension Wires	Closest Cut Length (Circumference)	
		Static White	Static Color
0.984' / 11.81"	1	37.13"	37.72"

	Product Image	Product Code	Wattage	Current/Voltage	Safety	Downloads
Universal Dim / Non-Dim		NF-PS-UNV-30W-24V Dim 0-10V, MLV, ELV TRIAC View spec sheet for all options	30W	Output Current: 1.25A Input Voltage: 100-277 VAC	UL8750 Class 2 Type HL FCC	SPEC SHEET
		NF-PS-UNV-60W-24V Dim 0-10V, MLV, ELV TRIAC View spec sheet for all options	60W	Output Current: 2.5A Input Voltage: 100-277 VAC	UL8750 Class 2 Type HL FCC	SPEC SHEET
		NF-PS-UNV-80W-24V Dim 0-10V, MLV, ELV TRIAC View spec sheet for all options	80W	Output Current: 3.33A Input Voltage: 100-277 VAC	UL8750 Class 2 Type HL FCC	SPEC SHEET
		NF-PS-UNV-96W-24V Dim 0-10V, MLV, ELV TRIAC View spec sheet for all options	96W	Output Current: 4A Input Voltage: 100-277 VAC	UL8750 Class 2 Type HL FCC	SPEC SHEET
		NF-PS-UNV-288W-24V Dim 0-10V, MLV, ELV TRIAC View spec sheet for all options	288W	Output Current: 3x4A Input Voltage: 100-277 VAC	UL8750 Class 2 Type HL FCC	SPEC SHEET
		NF-PS-UNV-384W-24V Dim 0-10V, MLV, ELV TRIAC View spec sheet for all options	384W	Output Current: 4x4A Input Voltage: 100-277 VAC	UL8750 Class 2 Type HL FCC	SPEC SHEET
0 - 10V Dim Only		NF-PS-MAXX-30W-24V-0/10V	30W	Output Current: 1.25A Input Voltage: 100-277 VAC	UL8750 Class 2 Type HL FCC	SPEC SHEET
		NF-PS-MAXX-288W-24V-0/10V	288W	Output Current: 20A Input Voltage: 100-277 VAC	UL 7850 UL1310	SPEC SHEET
		NF-PS-96W-24V-0/10V	96W	Output Current: 0.96A Max Input Voltage: 120-277 VAC	UL8750 Class 2	SPEC SHEET
Lutron		NF-PS-L3DA-40W-24V-KL Lutron Hi-Lume 1% EcoSystem/3-Wire 24V	40W	Output Current: 3.3A Input Voltage: 120-277 VAC	UL8750 Class 2 Type TL	SPEC SHEET
		NF-PS-L3DO-96W-24V Lutron Hi-Lume Premier 0.1% EcoSystem/3-Wire 24V Constant Voltage	96W	Output Current: 4.0A Input Voltage: 120-277VAC	UL8750 CSA250.13-14 Class 2	SPEC SHEET

	Product Image	Product Code	Details	Downloads
S3i Series		S3i Glass Touch-Panel NF-S3i-TP-D	Required to Pair: S3i-WR-1009 Zones: 4 Power Consumption: 200ma Dimming Function: 0 - 100%	SPEC SHEET
		S3i Hand-Held Remote NF-S3i-WC-D	Required to Pair: S3i-WR-1009 Zones: 6 Dimming Function: 0 - 100% Battery Operated: 3 AAA	SPEC SHEET
		S3i Push Button Wall Mount NF-S3i-PB-D	Required to Pair: S3i-WR-1009 Zones: 1 Dimming Function: 0 - 100% Battery Operated: 3V (CR2025)	SPEC SHEET
		S3i Wireless Receiver All controls above require this product NF-S3i-WR-1009	Output Power: 240 - 720w Output Current: 4 CH. 5A/CH Input: 12 - 36V DC Dimming: 0 - 100% Can pair with NF-A-UNV	SPEC SHEET
Amplifier		Universal Amplifier NF-A-UNV	Input Voltage: 12 - 36V DC Input Signal: PWM Max Load Current: 20A (5A/4CH) Max Output Power: 240 - 720W	SPEC SHEET

Product Image	Product Code	Dimensions
	Hardwire to Female Quick Connect Adapter NF-C-F	Available Lengths: 6in, 1ft, 2ft, 3ft, 4ft, 5ft, 6ft, & 10ft
	Hardwire to Male Quick Connect Adapter NF-C-M	Available Lengths: 6in, 1ft, 2ft, 3ft, 4ft, 5ft, 6ft, 8ft & 10ft
	Male to Female Quick Connect Adapter NF-C-MF	Available Lengths: 3ft, 6ft & 10ft
	Y Cable 2 Male, 1 Female NF-C-Y	Total Length: 20.00 in
	Y Cable 4 Male, 1 Female NF-C-Y-4Y	Total Length: 20.00 in
	Y Cable 8 Male, 1 Female NF-C-Y-8Y	Total Length: 17.25 in
	Female Quick Connect to Hardwire Adapter NF-C-F/HW	1.5 x 0.5 x 0.5 in
	Male Quick Connect to Hardwire Adapter NF-C-M/HW	1.5 x 0.5 x 0.5 in

FOR MORE
INFORMATION
CLICK HERE

[RESOURCES](#)[WHY NOVA FLEX](#)[ADDITIONAL PRODUCT OPTIONS](#)