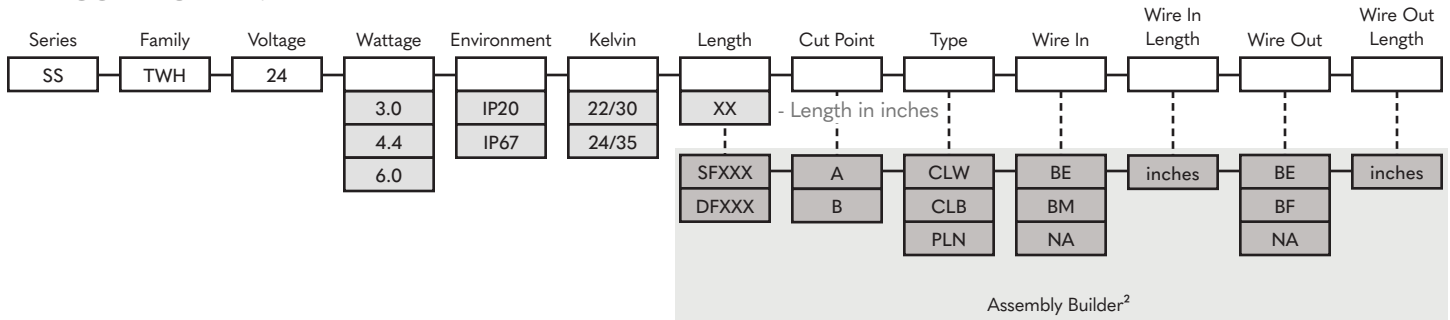


ORDER GUIDE - SIGNATURE SERIES

SS-TWH | TUNABLE WHITE



ORDER CODE BUILDER:



EXAMPLE ORDER CODE: SS-TWH-24-3.0-IP20-22/30-SF90-A-CLW-BE-60-BE-5

Notes:

1. Tolerances are +/- 5%
2. For continuous links consult the factory
3. Values are minimums

LENGTH - AS AN ASSEMBLY

For continuous links consult the factory

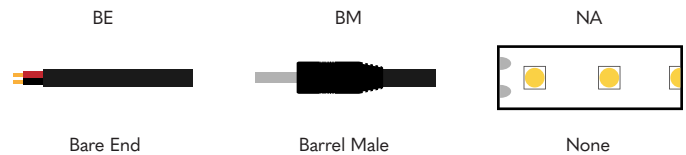


Single Fed - Length in Inches - 3 digits



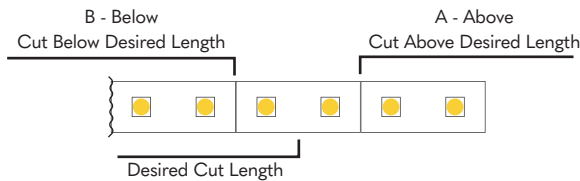
Double Fed - Length in Inches - 3 digits

WIRE IN



CUT POINT

If desired strip length is not possible, should the factory cut above or below your desired length:



WIRE OUT



WIRE TYPE

Wire environment will match Linear environment

CLW	Class 2 White
CLB	Class 2 Black
PLN	Plenum

Nova Flex retains the right to modify the design of our products at any time as part of the company's continual product improvement program