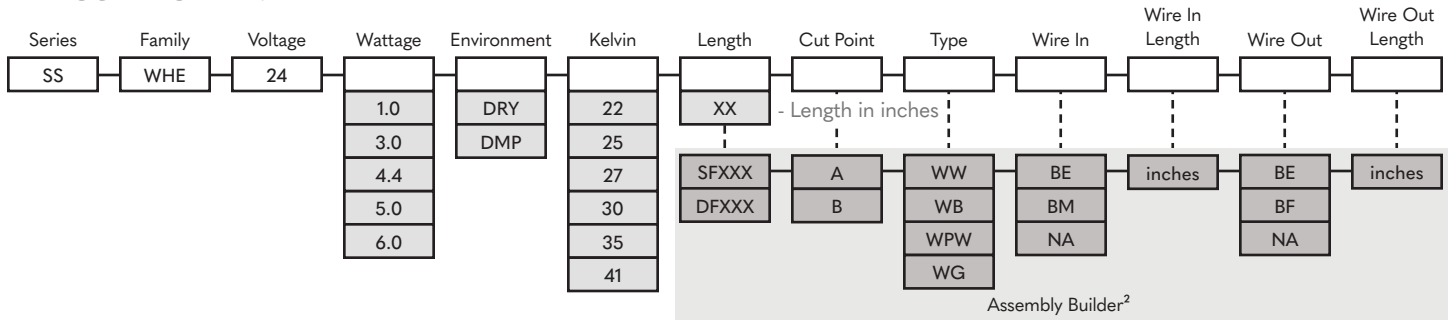


ORDER GUIDE - SIGNATURE SERIES

SS-WHE | WHITE HIGH EFFICIENCY



ORDER CODE BUILDER:



EXAMPLE ORDER CODE: SS-WHE-24-1.0-DRY-22-SF90-A-WW-BE-60-BE-5

Notes:

1. Actual values may vary +/- 10%
2. For continuous links consult the factory

ENVIRONMENT

Wire environment will match Linear environment

| | |
|-----|------|
| DRY | IP20 |
| DMP | IP67 |

WIRE TYPE

Wire environment will match Linear environment

| | |
|-----|-------------------------|
| WW | Wire White 20AWG |
| WB | Wire Black 20AWG |
| WPW | Wire Plenum White 18AWG |
| WG | Wire Grey 18AWG |

LENGTH - AS AN ASSEMBLY

For continuous links consult the factory

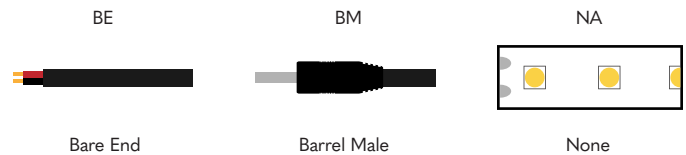


Single Fed - Length in Inches - 3 digits



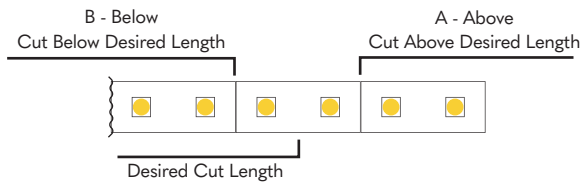
Double Fed - Length in Inches - 3 digits

WIRE IN



CUT POINT

If desired strip length is not possible, should the factory cut above or below your desired length:



WIRE OUT

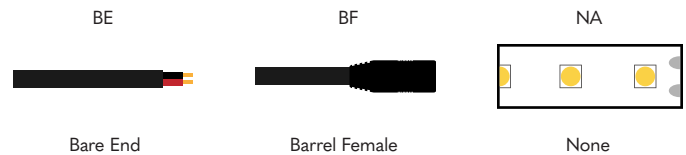


IMAGE:



Nova Flex retains the right to modify the design of our products at any time as part of the company's continual product improvement program